





LESSON PLANNING



Presentation Outline

- ✓ **Introduction**
- ✓ **Purpose of a lesson plan**
- ✓ **Four Major Elements of a lesson plan**
- ✓ **Six common mistakes in writing lesson plans**
- ✓ **Lesson plan the easy way**
- ✓ **Characteristics of a good lesson plan**

...Course Outline

- ✓ Advantages of lesson plan
- ✓ Writing lesson plans
- ✓ How to plan
- ✓ Measurement, Assessment & Evaluation in Education
- ✓ Practice lesson planning
- ✓ (Hall display)

OBJECTIVES OF THE DAY

Objectives:

By the end of the session the participants will be able to:

- Explain the process of lesson planning
- Prepare a lesson plan as per the text book.
- Demonstrate their understanding of the skills enhanced through the use of the lesson plans.

...objectives

- Learn a skill that will help to define you as a teacher.
- Understand the concept of thinking of a lesson plan as a way of communicating
- Help new or inexperienced teachers organize content, materials, and methods.
- An objective is a description of what a student does that forms the basis for making an inference about learning.

PURPOSE OF LESSON PLAN

To:

- structure the lesson
- organize its contents/materials
- determine method of its delivery
- assess students' learning
- evaluate its application/effectiveness

FIVE MAJOR ELEMENTS

- Title
- Educational Objectives & Goals
- Content and Appropriate Teaching Activities (Pre-requisites)
- Preparation of all the Material
- Monitoring & Assessing Learning (Evaluation)

Six Common Mistakes In Writing Lesson Plans

(AND WHAT TO DO ABOUT THEM)

Six common mistakes in LPs

- ✓ Poorly written objectives lead to faulty inferences.
- ✓ The lesson assessment is not connected with the behavior indicated in the objective.
- ✓ Prerequisites are not specified or are inconsistent with the lesson requirements.
- ✓ The materials specified in the lesson are irrelevant to those described learning activities.
- ✓ Teacher's instructions are inefficient
- ✓ Students activities do not contribute effectively to the lesson objective

Lesson Planning The Easy Way



Lesson Plan the Easy Way

The clearer the structure of a lesson and the more precise the directions on what is to be accomplished, the higher the achievement rate.

FIVE LEVELS OF PLANNING

- ✓ **Daily planning ...**
 - ✓ Teacher
- ✓ **Weekly planning...**
 - ✓ Teachers-individually as well as in groups
- ✓ **Unit planning ...**
 - ✓ Teachers' Group/Co-ordination
- ✓ **Term planning ...**
- ✓ **Yearly planning ...**

... Lesson Plan The Easy Way

Characteristics

A Good Lesson Plan is:

- ✓ based upon previous knowledge.
- ✓ caters to the age level of students.
- ✓ uses motivational techniques
- ✓ includes necessary materials
- ✓ is student:
 - ✓ centered, flexible, complete, interesting & activity based
- ✓ has proportionate time allocation
- ✓ includes evaluation process
- ✓ includes all the essential elements of a lesson plan

… Lesson Plan The Easy Way

Advantages of lesson plan:

- makes the work regular & organized
- it induces confidence.
- it saves time
- promotes learning.
- it makes conscious for the achievement of objectives.
- improves results

... Lesson Plan The Easy Way

Writing Lesson Plans

The writing of lesson plan has three important functions:


- identifies what you expect the students to be able to do by the end of the lesson
- defines what you intend to do to make that possible
- keeps you focused on target.
- acts as a record of what the class has done.

... Lesson Plan The Easy Way

WRITING LESSON PLANS

Components of a lesson plan:

- Topic
- Resources
- Objectives
- Methodology
- Activity
- Homework



EDUCATIONAL OBJECTIVES

.....are the learning outcomes of a lesson
i.e. what the students should be able to
know or do at the end of the lesson that
they could not do at the beginning!

... EDUCATIONAL OBJECTIVES

- Specify the new skills that the students will gain as a result of the lesson
- Focus on student's (not teacher's) attainment
- Determine the degree or criterion for satisfactory attainment of the objectives.

... EDUCATIONAL OBJECTIVES

Setting Objectives:

What will the learner be able to:

- Know (concept...cognitive)
- Do (skill... psychomotor)
- Feel (behavior, attitude, appreciation or ideas...affective)

Each defined objective is matched with:

- Teaching Method
- Learning Activities
- Type of Assessment

Note: Relevance is the essential quality of the educational objectives

EDUCATIONAL OBJECTIVES

Objectives should
be SMART:

- **S**pecific
- **M**easurable
- **A**ttainable
- **R**ealistic
- **T**ime bound

ROLE OF LEARNING MATERIALS

- Defines Instructional Objectives
- Sets Tasks to Attain Objectives
- Informs Learners of Tasks they have to Perform
- Provides Guidance and Practice
- Provides Feedback on Retention of acquired Skills
- Makes the teaching effective.
- Supplies concrete basis for conceptual thinking.
- Makes learning permanent

Teaching Materials / Resources

A. COURSE BOOKS

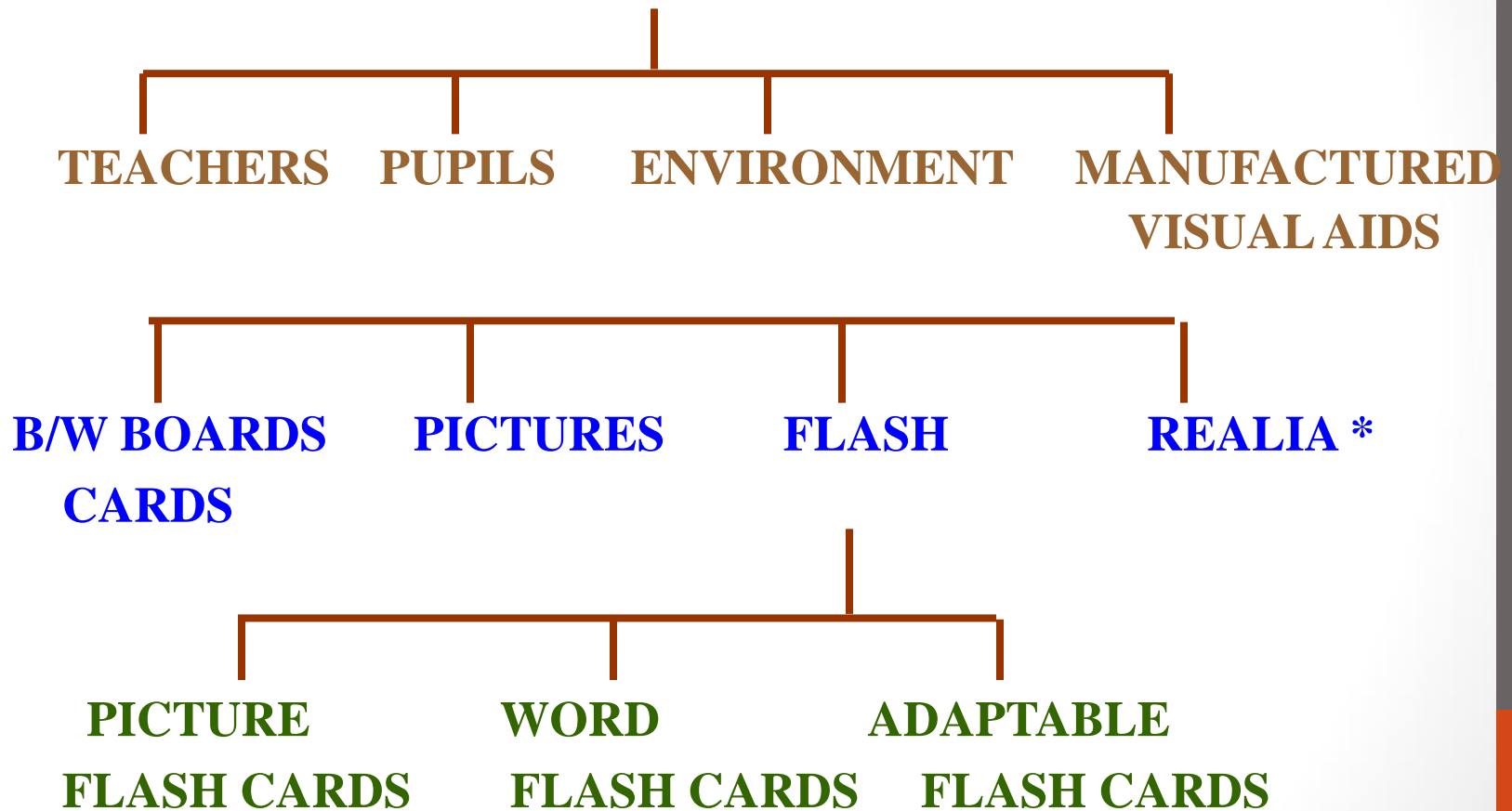
B. SUPPLEMENTARY MATERIALS:

1. Teacher's book

2. Work book



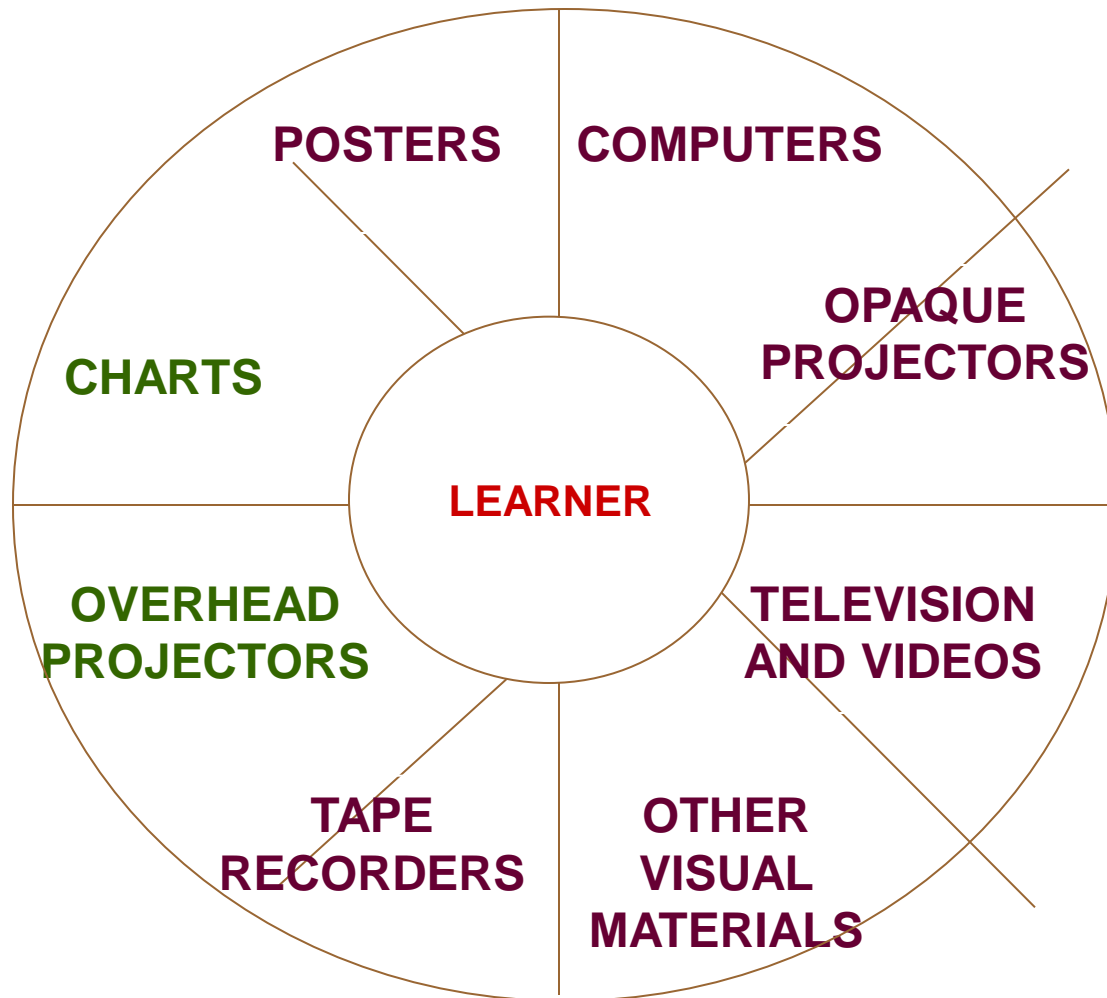
Audio Visual Aids Supporting Materials







MODERN CLASS ROOM (MULTI-MEDIA)



WRITING LESSON PLANS

Methodology - Specify Timings of each of these steps:

(40/80 minutes)

- Settling time
- Introduction
- Previous Knowledge
- Presentation – Brainstorming / Discussion / teacher's Input
- Practice (Students output) – CW. Oral / Written
- Home Work
- Assessment – Test / worksheets

METHOD

Any teaching Item has three stages

Presentation

Practice

Production

METHOD

- **Presentation of the Items involves**
- Preparing class
- making sure the concept is absolutely clear to student
- giving the model example of the item
- **Practice the Teaching Item involves:**
- repetition/ drilling
- Dialogue / discussion
- Worksheets

...METHODS

➤ **Production of the Teaching items:**

➤ Involves:

- Role play
- Games / dialogue etc
- Practicing the item
- Assessment

...WRITING LESSON PLANS

✓ **Activities: Daily – Life application
of the concept**

✓ Type & nature of activities:

- individual / group work
- reading
- project / art work / model making
- role play
- presentations
- charts / maps
- practical work etc.

ROLE OF ACTIVITIES

- source of motivation
- making learning interesting
- decrease the anxiety of learner
- concrete base for abstract learning
- develop confidence (individually, group work)
- develop creativity
- flexible and friendly environment
- provides students an approach towards learning
- capture the attention & involve the students in learning situation

Activity

- ✓ Explain the following components of lesson plans – Group

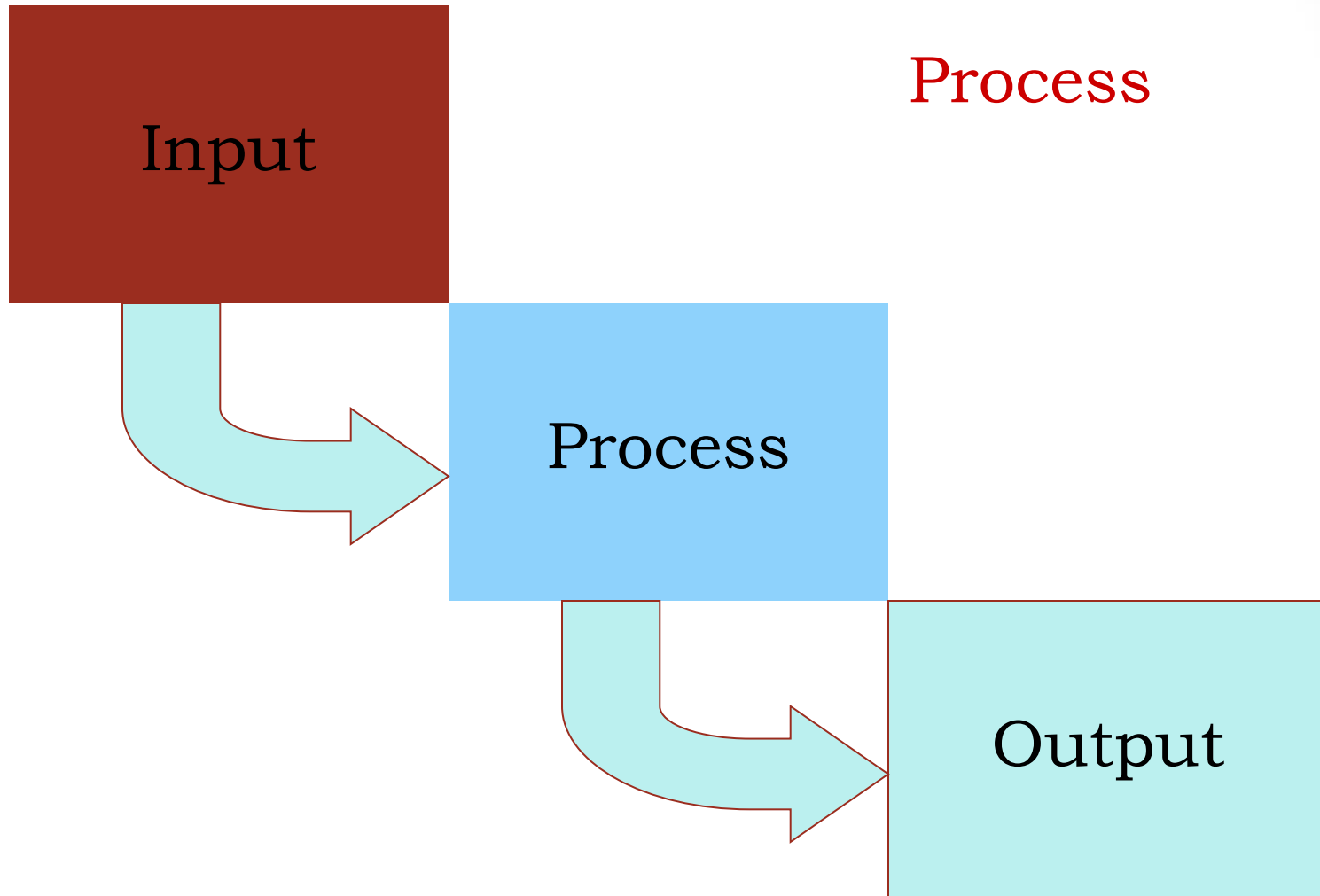
Work:

- ✓ Content
- ✓ Prerequisites
- ✓ Instructional Objective
- ✓ Instructional Procedures
- ✓ Materials and Equipment
- ✓ Assessment/Evaluation
- ✓ Follow-up Activities
- ✓ Self-Assessment

Before Planning a Lesson

- Questions you need to ask are:
 - What are the inputs?
 - What is the output?
 - What do I expect the student to be able to do by the end of the time available?
 - What will I do in order to make that possible?
 - How will I break up the time into main stages?
 - What will be the main stages be linked?
 - What materials/aids will I need to achieve these aims?

... Activity



MEASUREMENT ASSESSMENT AND EVALUATION IN EDUCATION



Who is going to Assess Me?

Weekly Evaluation

Intrinsic feed back (self analysis) based on

- How do I plan a lesson?
- How do I follow a curriculum?
- How can I become an excellent classroom manager?
- How do I make the best use of the text book and other audio-visual aids?
- What do I do when things go wrong?
- How do I know if my lesson is successful? What is the evidence? under planned / over planned, realistic targets % of student achievement?

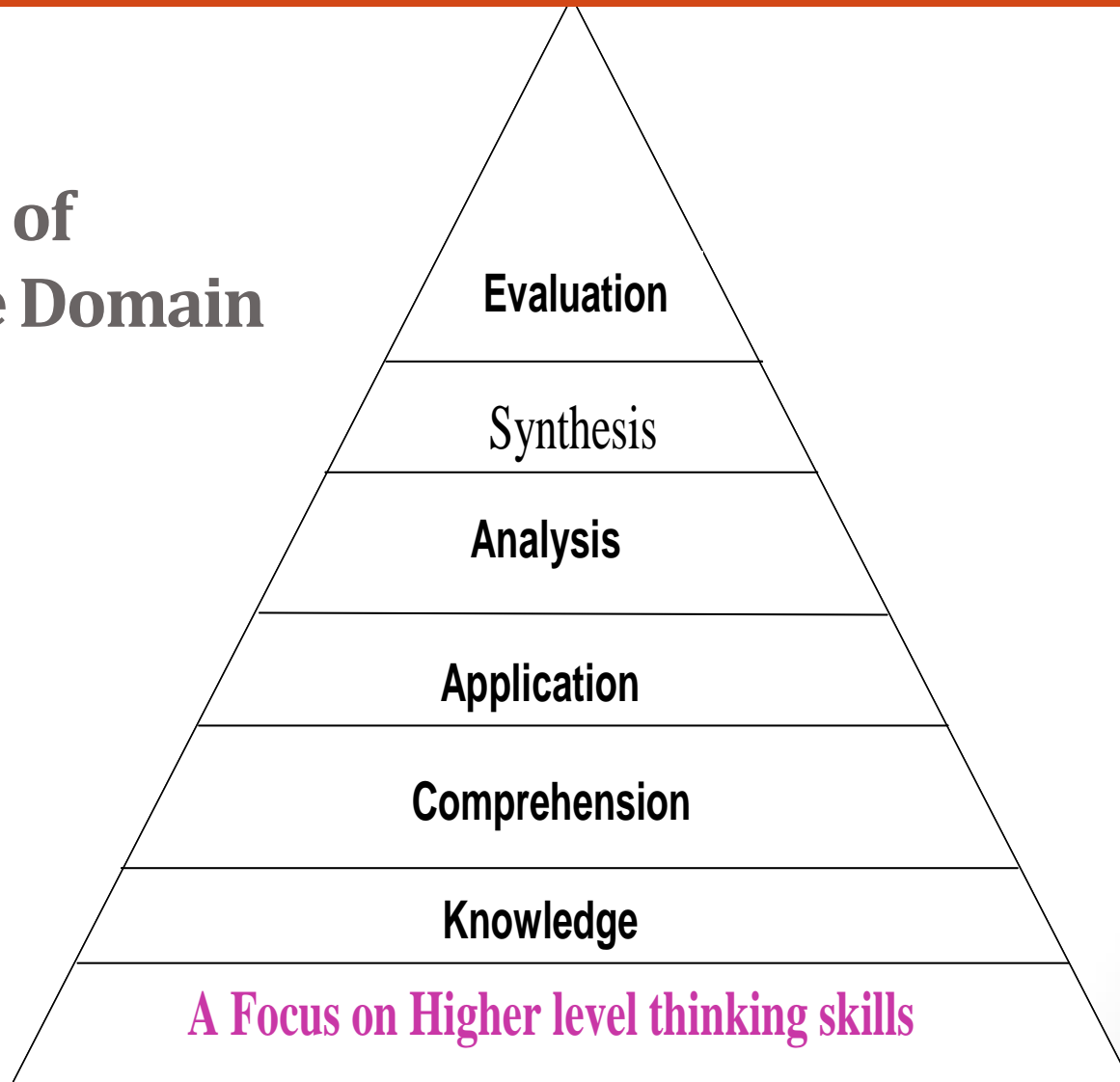
Self Evaluation

- Through Student's output
- Intrinsic feedback (self analysis)
- Extrinsic feedback (head /seniors)
- Informal (parents)

STUDENTS' EVALUATION MUST BE BASED ON...

Student Evaluation : Bloom's Taxonomy

**Six levels of
Cognitive Domain**



Writing an Objective based Assessment

Whenever a teacher guides instruction toward a specific learning objective, it is safe to assume that there will be, at some appropriate point, an appraisal made to determine whether the students have met or achieved the intent of the objective

RULE OF THUMB

Be sure to provide students with the opportunity to practice what you will be assessing them on.

I cannot change the direction of the wind,
I can adjust my wings to sail in its
direction but



Touching Education



Thank You

Daily Lesson Plan

Date/Day: 15th Jan 07-Mon

Class/Sec: VI -Red

Period: 1st - 2nd (80 min) **Subject :**Eng-Lang**Topic :**Comprehension

Objective: St.will be able to fully understand / comprehend the passage and be able to Ans.Q correctly.

Resources : Und.& Comm. Bk 1---Thirsty World pg-83,map of the world

Methodology : (2 min) settling down / announcing of the day's work.

(2 min) Model reading .

(30 min) St.
read.+pronun.+meanings+understanding key
words

HW

(5 min) Ex. A 1 pg.84 meaning in context (On
the Books)

Pg. 84.....Ex B
No.1,2,3 & 4

(10 min) B Choose the best ans.

(5 min) Read Q, & underline key words

(20 min) Pg. 85 ans. 3 any important Q.(Q. will
not written in the copies)

(6 min) H.W & copy collection.

Daily Lesson Plan

Date/Day : 17th Jan 07-Wed.

Class/Sec : VII-Blue

Period : 3rd (40 min)

Subject : Science Topic : Light

Objective:

- Student to understand light as a form of energy
- Its impact on our daily lives
- How it travels
- Understand about shadows

Resources : Text bk 2 Expl.Sc pgs 155 to 159 ,Teachers guide A/V aids,charts,board.

Methodology : (5 min) Change over of teacher and settling down of St.

(5 min) Introduce light. Practical examples torch, switch on the light ,shut & open eyes
introduce 6 new topic related words with explanation (ref. syllabus)

(10 min) Conduct a simple experiment to show shadows, introduce luminous ,non- luminous objects explanation and examples from daily life.

HW

Class can be taken outside if possible for practical observations .

Demonstration of opaque,transparent,translucent objects.

(15 min) Begin work from Work Book pg.28 interaction of class

(5 min) Recap of lesson

Activities : St. to be divided into groups for Work Book activity

THANK U